

CERTIFICATION OF THE CANVASSING BOARD  
TOWN OF LYMAN  
PROPOSITION #1  
SKAGIT COUNTY, WASHINGTON  
APRIL 23, 2013 SPECIAL ELECTION

STATE OF WASHINGTON    )  
                                  SS.  
COUNTY OF SKAGIT        )

We the undersigned being the officers designated by law as constituting the Skagit County Canvassing Board, have completed our canvass of the votes as it pertains to the Town of Lyman Proposition 1 in Skagit County, Washington, held within the boundaries of said District on April 23, 2013. The total number of active registered voters in the District was 212; inactive voters was 15; the number of ballots cast was 82: the results are as follows:

PROPOSITION, YES ..... 76  92.6%  
PROPOSITION, NO ..... 6    7.32%

The canvass having been completed this May 7, 2013.

SKAGIT COUNTY CANVASSING BOARD

  
\_\_\_\_\_  
County Auditor/Designee

  
\_\_\_\_\_  
Chairman of County Commissioners/Designee

  
\_\_\_\_\_  
Prosecuting Attorney/Designee

AFFIDAVIT

I do solemnly swear that the above are the full, true and correct returns of the Town of Lyman Proposition #1, involved in the above election and that they have in nowise been altered by additions or erasures and that they are the same as when they were deposited in my office.

  
\_\_\_\_\_  
Skagit County Auditor

CERTIFICATION OF THE CANVASSING BOARD  
FIRE PROTECTION DISTRICT 8  
PROPOSITION #1  
SKAGIT COUNTY, WASHINGTON  
APRIL 23, 2013 SPECIAL ELECTION

STATE OF WASHINGTON    )  
                          SS.  
COUNTY OF SKAGIT     )

We the undersigned being the officers designated by law as constituting the Skagit County Canvassing Board, have completed our canvass of the votes as it pertains to the Fire Protection District 8 Proposition 1 in Skagit County, Washington, held within the boundaries of said District on April 23, 2013. The total number of active registered voters in the District was 5,365: inactive voters 366: the number of ballots cast was 1,372:

the results are as follows:

PROPOSITION, YES ..... 1,139 83.02%

PROPOSITION, NO ..... 233 16.98 %

The canvass having been completed this May 7, 2013.

SKAGIT COUNTY CANVASSING BOARD

  
\_\_\_\_\_  
County Auditor/Designee

  
\_\_\_\_\_  
Chairman of County Commissioners/Designee

  
\_\_\_\_\_  
Prosecuting Attorney/Designee

AFFIDAVIT


I do solemnly swear that the above are the full, true and correct returns of the Fire Protection District 8 Proposition #1, involved in the above election and that they have in nowise been altered by additions or erasures and that they are the same as when they were deposited in my office.

  
\_\_\_\_\_  
Skagit County Auditor

## Oath of County Auditor or Supervisor of Elections

STATE OF WASHINGTON            )  
  ) ss.  
COUNTY OF SKAGIT            )

I solemnly swear that the returns of the April 23, 2013 Special Election in Skagit County, State of Washington, have been in no way altered and that they are the same as when they were deposited in my office.

  
\_\_\_\_\_  
County Auditor or Supervisor of Elections


*Subscribed and sworn to me this 7<sup>th</sup> day of May, 2013*

## Certification of the Canvassing Board


STATE OF WASHINGTON            )  
  ) ss.  
COUNTY OF SKAGIT.            )

he undersigned officers designated by law as constituting the Canvassing Board for the County of Skagit, State of Washington, hereby certify that this is a full, true and correct copy of the Abstract of Votes including the cumulative results, precinct results, and a reconciliation report of votes cast at the April 23, 2013 Special Elections in Skagit County, State of Washington, and that the following are the true and reconciled numbers of voters and votes counted.

*Witness our hands and official seal this 7<sup>th</sup> day of May, 2013*

  
\_\_\_\_\_  
County Auditor or Supervisor of Elections

  
\_\_\_\_\_  
Chairman, County Legislative Authority

  
\_\_\_\_\_  
County Prosecuting Attorney

# Reconciliation Report

County Name:

Election Type:

Election Date:

Active Registered Voters	5597	Overall Ballot Reconciliation:	Total Ballots Received	1,460
Inactive Registered Voters	381		Total Ballots Counted	1,454
Total Registered Voters	5978	Total Ballots Rejected	6	
Voters credited with voting	1460	Not Reconciled	0	

## Voter Category Reconciliation Detail

Ballot Categories	Issued	Received / Returned (include provisionals from other counties)	Accepted / Counted	Rejected (includes provisional ballots sent to other counties)	Ballot category discrepancy
<b>Ballot Category Totals</b>	28	1	1	0	0
UOCAVA	28	1	1	0	0
Federal Write-In	n/a				0
Provisional	0				0
Ballots cast on DRE's	0				0
All other ballots not reported above (include Regular & ACP)					0
<input checked="" type="checkbox"/> Yes <input type="checkbox"/> No    Are the Overall Ballot Reconciliation and Ballot Category Discrepancy Total cells showing zero? If not, attach an explanation of the discrepancies and/or the process followed to resolve the discrepancies. WAC 434-262-060, 070 and 100					
<b>Additional information requested by the Secretary of State</b>					
Of the ballots accounted for above, how many were returned by email or fax?			0		
Of the ballots accounted for above, how many were from MyBallot, another online program, or a pdf sent from the county?			0		
AutoMark counties: Please enter an estimate of voters using the AutoMark in the box to the right.					